

SEMI-AUTOMATIC ENTRY LEVEL

CARTON SEALING SOLUTION

EQUIPPED WITH
EXTENDED BELT DRIVES
& TOP FLAP FOLDERS

QUICK HIGHLIGHTS

SEALS UP TO 30 CARTONS PER/MIN.*
*SPEED DEPENDENT ON CARTON SIZE AND MACHINE OPTIONS

- Entry Level Automation Solution that Pairs Wells with a Packing Station
- Manually Adjust Height and Width of Carton Sealer for Each Carton Size
- Reduced Repetitive Motion for Operator Due to the Extended Belt Drives & 3 Flap Folders
- Mounting of Electrical Box or Handleson Either Side

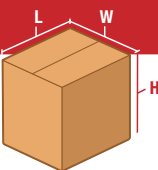
CARTON RANGE

Specifications based on MSD22-2EB

Length
(min.-max.)
(6.0"-U)

Width
(min.-max.)
(4.25"-20.0")

Height
(min.-max.)
(3.38"-20.5")



FREE PRODUCT SUPPORT:
TRAINING VIDEOS | ONLINE MANUALS | TECH SUPPORT

MSD-EB

MANUAL SIDEDRIVE W/EXTENDED BELT DRIVES


The BestPack™ MSD-EB sealer is a unique multi-purpose solution. Featuring a convenient top 3-flap folder and extended side-drive system, the MSD-EB enables a person to efficiently erect, pack, flap fold, and seal a carton in one station. Dual telescopic masts allow for an extra 4" carton height extension on the upper assembly and two 110V UL-approved electric motors power the extended side belt drive.

*CONTACT YOUR LOCAL BESTPACK REPRESENTATIVE FOR MORE INFORMATION



UNIFORM TOP FLAP FOLDER

Eliminates repetitive manual folding of flaps improving worker efficiency.



EXTENDED SIDEBELT DRIVE SYSTEM

Gently pulls product through while reducing less wear & tear on parts.



COMPLETE BED ROLLER SYSTEM

Increase throughput while reducing strain on the motor.



DUAL TELESCOPING MAST

Stronger design, capable of precise adjustments resulting in a clean, consistent seal.



TOP COMPRESSION ROLLERS

Eliminates the carton's top gap for added product security.



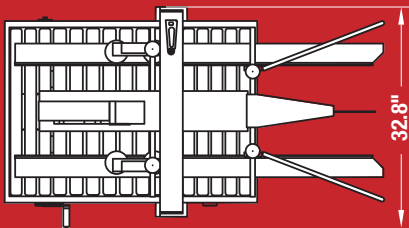
ACCESSIBLE TECHNICAL SUPPORT

Convenient technical support is readily available via a QR code on solution.

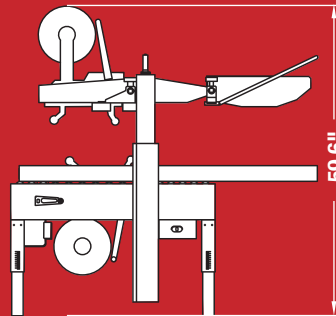
MACHINE FOOTPRINT

Specifications based on MSD22-2EB

TOP VIEW



SIDE VIEW



Note: Dimensions are all subject to change without prior notification.

OPTIONS

- Available in Stainless Steel
- Additional Safety Options - Interlock Safety Gates
- Low-Tape/No-Tape Monitoring
- Infeed/Exit Conveyors
- Heavy Duty Casters
- High-Speed Options (Up to 125 ft. per min.)

POPULAR MSD-EB MODELS

PLEASE REFER TO COMPARISON CHART FOR COMPLETE LIST OF MODELS.

MODEL	MACHINE DIMENSIONS LENGTH x WIDTH x HEIGHT	CARTON RANGE* LENGTH (min. - max.) x WIDTH (min. - max.) x HEIGHT (min. - max.)	CONVEYOR HEIGHT HEIGHT (min. - max.)	CARTONS PER MIN.**	SHIPPING WEIGHT (LBS)	POWER REQUIREMENTS
MSD22-2EB 2" Tape Head	(59.0") x (32.8") x (59.6")	(6.0" - U) x (4.25" - 20.0") x (3.38" - 20.5")	(23.5" - 30.0")	Up to 40	492	110 Volts 60 Hz
MSD22-3EB 3" Tape Head	(59.0") x (32.8") x (59.6")	(6.0" - U) x (5.25" - 20.0") x (3.38" - 20.5")	(23.5" - 30.0")	Up to 40	492	110 Volts 60 Hz

INFORMATION SUBJECT TO CHANGE WITHOUT NOTICE.

*OUTSIDE DIMENSIONS ONLY
U - UNLIMITED

ALL MODELS AVAILABLE IN HIGH SPEED & FOOD GRADE 304 STAINLESS STEEL



For more information please go to:
WWW.BCPKG.COM or call us at **718-628-8000**

© 2025 BestPack Packaging Systems. All rights reserved. This document is BestPack Public Information.