

# SEMI-AUTOMATIC ENTRY LEVEL

*CARTON SEALING SOLUTION*

**EQUIPPED WITH**  
**EXTENDED BELT DRIVES**  
**& TOP FLAP FOLDERS**

## QUICK HIGHLIGHTS

**SEALS UP TO 30 CARTONS PER/MIN.\***  
\*SPEED DEPENDENT ON CARTON SIZE AND MACHINE OPTIONS

- Entry Level Automation Solution that Pairs Wells with a Packing Station
- Manually Adjust Height and Width of Carton Sealer for Each Carton Size
- Reduced Repetitive Motion for Operator Due to the Extended Belt Drives & 3 Flap Folders
- Mounting of Electrical Box or Handleson Either Side

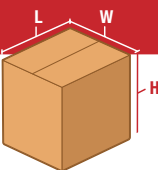
## CARTON RANGE

Specifications based on MSD22-2EB

Length  
(min.-max.)  
**(6.0"-U)**

Width  
(min.-max.)  
**(4.25"-20.0")**

Height  
(min.-max.)  
**(3.38"-20.5")**



# MSD-EB

## MANUAL SIDEDRIVE W/EXTENDED BELT DRIVES

The BestPack™ MSD-EB sealer is a unique multi-purpose solution. Featuring a convenient top 3-flap folder and extended side-drive system, the MSD-EB enables a person to efficiently erect, pack, flap fold, and seal a carton in one station. Dual telescopic masts allow for an extra 4" carton height extension on the upper assembly and two 110V UL-approved electric motors power the extended side belt drive.



**FREE PRODUCT SUPPORT:**  
**TRAINING VIDEOS | ONLINE MANUALS | TECH SUPPORT**

\*CONTACT YOUR LOCAL BESTPACK REPRESENTATIVE FOR MORE INFORMATION

[WWW.BCPKG.COM](http://WWW.BCPKG.COM)

VERSION 5.0\_1123



### UNIFORM TOP FLAP FOLDER

Eliminates repetitive manual folding of flaps improving worker efficiency.



### EXTENDED SIDEBELT DRIVE SYSTEM

Gently pulls product through while reducing less wear & tear on parts.



### COMPLETE BED ROLLER SYSTEM

Increase throughput while reducing strain on the motor.



### DUAL TELESCOPING MAST

Stronger design, capable of precise adjustments resulting in a clean, consistent seal.



### TOP COMPRESSION ROLLERS

Eliminates the carton's top gap for added product security.



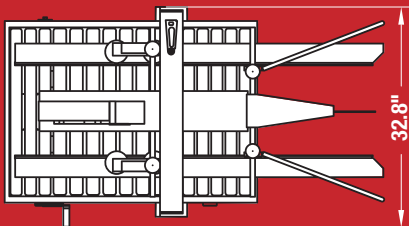
### ACCESSIBLE TECHNICAL SUPPORT

Convenient technical support is readily available via a QR code on solution.

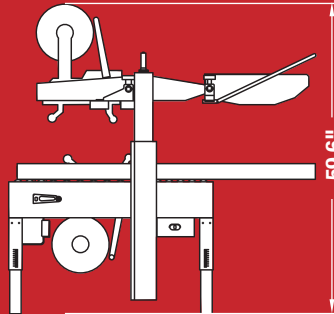
## MACHINE FOOTPRINT

Specifications based on MSD22-2EB

TOP VIEW



SIDE VIEW



Note: Dimensions are all subject to change without prior notification.

## OPTIONS

- Available in Stainless Steel
- Additional Safety Options - Interlock Safety Gates
- Low-Tape/No-Tape Monitoring
- Infeed/Exit Conveyors
- Heavy Duty Casters
- High-Speed Options (Up to 125 ft. per min.)

## POPULAR MSD-EB MODELS

PLEASE REFER TO COMPARISON CHART FOR COMPLETE LIST OF MODELS.

MODEL	MACHINE DIMENSIONS LENGTH x WIDTH x HEIGHT	CARTON RANGE* LENGTH (min. - max.) x WIDTH (min. - max.) x HEIGHT (min. - max.)	CONVEYOR HEIGHT HEIGHT (min. - max.)	CARTONS PER MIN.**	SHIPPING WEIGHT (LBS)	POWER REQUIREMENTS
MSD22-2EB 2" Tape Head	(59.0") x (32.8") x (59.6")	(6.0" - U) x (4.25" - 20.0") x (3.38" - 20.5")	(23.5" - 30.0")	Up to 40	492	110 Volts 60 Hz
MSD22-3EB 3" Tape Head	(59.0") x (32.8") x (59.6")	(6.0" - U) x (5.25" - 20.0") x (3.38" - 20.5")	(23.5" - 30.0")	Up to 40	492	110 Volts 60 Hz

INFORMATION SUBJECT TO CHANGE WITHOUT NOTICE.

\*OUTSIDE DIMENSIONS ONLY  
U - UNLIMITED

ALL MODELS AVAILABLE IN HIGH SPEED & FOOD GRADE 304 STAINLESS STEEL



For more information please go to:  
**WWW.BCPKG.COM** or call us at **718-628-8000**

© 2025 BestPack Packaging Systems. All rights reserved. This document is BestPack Public Information.