

# BESTPACK'S MOST AFFORDABLE

*CARTON SEALING SOLUTION*

**PLUG & SEAL**  
SOLUTION



## QUICK HIGHLIGHTS

**SEALS UP TO 20 CARTONS PER/MIN.\***  
\*SPEED DEPENDENT ON CARTON SIZE AND MACHINE OPTIONS

- Entry Level Automation Solution
- Bottom Belt Drive with Guide Rail Centering Mechanism
- Manually Adjust Height and Width of Carton Sealer for Each Carton Size
- Mounting of Electrical Box on Either Side
- Low Cost of Ownership

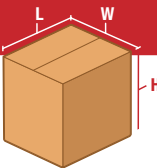
## CARTON RANGE

Specifications based on MBD22-2

Length  
(min.-max.)  
**(6.0"-U)**

Width  
(min.-max.)  
**(6.5"-20.0")**

Height  
(min.-max.)  
**(3.0"-20.25")**



## MBD MANUAL BOTTOM DRIVE


The BestPack™ MBD Series is an operator-fed, adjustable carton sealer designed to efficiently fulfill light to heavy duty uniform top and bottom sealing carton closure application needs. The two bottom belts are powered by an 110V UL-approved electric motor. The MBD Series is also designed with four adjustable legs for quick and easy height modification to suit the needs of your production lines. Dual telescopic masts allow for an extra 4" carton height extension on the upper assembly.



**FREE PRODUCT SUPPORT:**  
TRAINING VIDEOS | ONLINE MANUALS | TECH SUPPORT

\*CONTACT YOUR LOCAL BESTPACK REPRESENTATIVE FOR MORE INFORMATION  
[WWW.BCPKG.COM](http://WWW.BCPKG.COM)

VERSION 5.0\_1123



### BOTTOM BELT DRIVE

Gently pulls product through while reducing less wear and tear on parts.




### GUIDE RAIL MECHANISM

Centers carton for a clean, consistent seal.



### ACCESSIBLE TECHNICAL SUPPORT

Convenient technical support is readily available via a QR code on solution.



### DUAL TELESCOPING MAST

Stronger design, capable of precise adjustments resulting in, a clean, consistent seal.



### TOP COMPRESSION ROLLERS

Eliminates the carton's top gap for added product security.

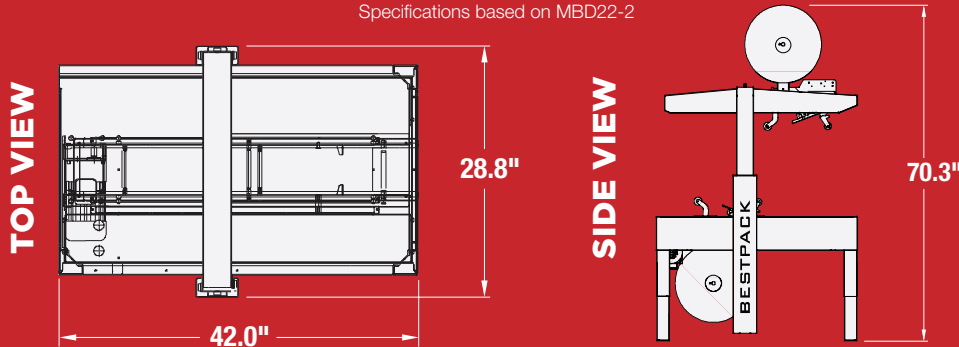


### MOUNTING OF ON/OFF ELECTRICAL BOX

Provides flexibility in workflow process.

## MACHINE FOOTPRINT

Specifications based on MBD22-2



Note: Dimensions are all subject to change without prior notification.

## OPTIONS

- Available in Stainless Steel
- Additional Safety Options
- Infeed/Exit Conveyors
- Heavy Duty Locking Casters

## POPULAR MBD MODELS

PLEASE REFER TO COMPARISON CHART FOR COMPLETE LIST OF MODELS.

MODEL	MACHINE DIMENSIONS LENGTH x WIDTH x HEIGHT	CARTON RANGE* LENGTH (min. - max.) x WIDTH (min. - max.) x HEIGHT (min. - max.)	CONVEYOR HEIGHT HEIGHT (min. - max.)	CARTONS PER MIN.**	SHIPPING WEIGHT (LBS)	POWER REQUIREMENTS
MBD22-2 2" Tape Head	(42.0") x (28.8") x (70.3")	(6.0" - U) x (6.5" - 20.0") x (3.0" - 20.25")	(23.5" - 30.0")	Up to 20	310	110 Volts 60 Hz
MBD22-3 3" Tape Head	(42.0") x (28.8") x (70.3")	(6.0" - U) x (7.5" - 20.0") x (3.0" - 20.25")	(23.5" - 30.0")	Up to 20	310	110 Volts 60 Hz

INFORMATION SUBJECT TO CHANGE WITHOUT NOTICE.

U - UNLIMITED | \*OUTSIDE DIMENSIONS ONLY  
\*\* BASED ON CUSTOMER APPLICATION



For more information please go to:  
**WWW.BCPKG.COM** or call us at **718-628-8000**

© 2025 BestPack Packaging Systems. All rights reserved. This document is BestPack Public Information.