

ALL IN ONE

ERECT, PACK, & SEALING
CARTON SEALING SOLUTION



STURDY T-RAIL DESIGN
 ALLOWING FOR EASY CARTON PACKING

QUICK HIGHLIGHTS

SEALS UP TO 30 CARTONS PER/MIN.*
*SPEED DEPENDENT ON CARTON SIZE AND MACHINE OPTIONS

- Entry Level Automation Solution
- Erect, Pack, & Seal Your Cartons
All-in-One Machine
- Mounting of Electrical Box on Either Side

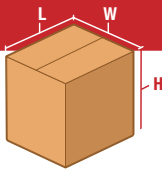
CARTON RANGE

Specifications based on MSDBF22-2

Length
(min.-max.)
(7.8"-23.6")

Width
(min.-max.)
(7.8"-19.6")

Height
(min.-max.)
(4.0"-19.6")



MSDBF


**MANUAL SIDEDRIVE
 DUAL MAST FLAP
 FOLDER**

The BestPack™ MSDBF sealer is a unique multi-purpose machine. Featuring a convenient top 3-flap folder and bottom T-rail leading to an extended side-drive system, the MSDBF enables a person to efficiently erect, pack, flap fold, and seal a carton in one station. Dual telescopic masts allow for an extra 4" carton height extension on the upper assembly and two 110V UL-approved electric motors power the extended side belt drive.




FREE PRODUCT SUPPORT:
TRAINING VIDEOS | ONLINE MANUALS | TECH SUPPORT

*CONTACT YOUR LOCAL BESTPACK REPRESENTATIVE FOR MORE INFORMATION




EXTENDED BELT DRIVES

Gently pulls product through while reducing less wear & tear on parts.



UNIFORM TOP & BOTTOM FLAP FOLDER

Eliminates repetitive manual folding of flaps, improving worker efficiency.




DUAL TELESCOPING MASTS

Stronger design, capable of precise adjustments resulting in a clean, consistent seal.



T-RAIL PACKING STATION

Manual erecting and packing solution creating an all-in-one packaging solution.



TOP COMPRESSION ROLLERS

Eliminates the carton's top gap for added product security.



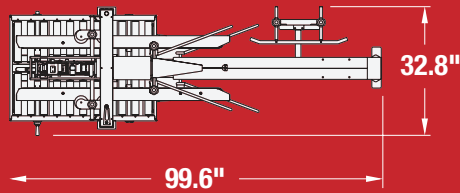
ACCESSIBLE TECHNICAL SUPPORT

Convenient technical support is readily available via a QR code on solution.

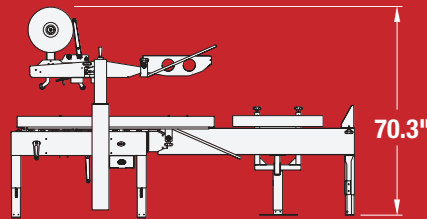
MACHINE FOOTPRINT

Specifications based on MSDBF22-2

TOP VIEW



SIDE VIEW



Note: Dimensions are all subject to change without prior notification.

OPTIONS

- Available in Stainless Steel
- Additional Safety Options
- Infeed/Exit Conveyor and Casters
- Reinforcement Kit for Heavy Products
- High-Speed Options
 - High Speed Motor Upgrade (125ft per min.)
- Widened T-rail Adapter for Bulk Filling of Small or Loose Products

POPULAR MSDBF MODELS

PLEASE REFER TO COMPARISON CHART FOR COMPLETE LIST OF MODELS.

MODEL	MACHINE DIMENSIONS LENGTH x WIDTH x HEIGHT	CARTON RANGE* LENGTH (min. - max.) x WIDTH (min. - max.) x HEIGHT (min. - max.)	CONVEYOR HEIGHT HEIGHT (min. - max.)	CARTONS PER MIN.**	SHIPPING WEIGHT (LBS)	POWER REQUIREMENTS
MSDBF22-2 2" Tape Head	(99.6") x (32.8") x (70.3")	(7.8" - 23.6") x (7.8" - 19.6") x (4.0" - 19.6")	(23.5" - 30.0")	Up to 15	420	110 Volts 60 Hz
MSDBF22-3 3" Tape Head	(99.6") x (32.8") x (70.3")	(7.8" - 23.6") x (7.8" - 19.6") x (4.0" - 19.6")	(23.5" - 30.0")	Up to 15	420	110 Volts 60 Hz
MSDBF32-2 2" Tape Head	(125.0") x (43.8") x (70.3")	(14.0" - 48.0") x (12.0" - 30.0") x (6.0" - 19.6")	(23.5" - 30.0")	Up to 15	648	110 Volts 60 Hz
MSDBF32-3 3" Tape Head	(125.0") x (43.8") x (70.3")	(14.0" - 48.0") x (12.0" - 30.0") x (6.0" - 19.6")	(23.8" - 30.0")	Up to 15	648	110 Volts 60 Hz

INFORMATION SUBJECT TO CHANGE WITHOUT NOTICE.

*OUTSIDE DIMENSIONS ONLY | ALL MODELS AVAILABLE IN HIGH SPEED & FOOD GRADE 304 STAINLESS STEEL



For more information please go to:
WWW.BCPKG.COM or call us at **718-628-8000**