

# EXTRA GRIP TOP & BOTTOM DRIVE

## CARTON SEALING SOLUTION



**FOR YOUR APPLICATION  
FOR DIFFICULT CARTONS**

### QUICK HIGHLIGHTS

**SEALS UP TO 40 CARTONS PER/MIN.\***  
\*SPEED DEPENDENT ON CARTON SIZE AND MACHINE OPTIONS

- Four Belt Drive System to Accommodate Tall Unstable Cartons
- Standard Guide Rails For Centering Cartons
- Capable Of Sealing Overfilled Cartons
- Mounting Of Electrical Box On Either Side

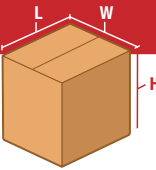
### CARTON RANGE

Specifications based on MTD22-2

Length  
(min.-max.)  
**(6.0"-U")**

Width  
(min.-max.)  
**(6.5"-19.3")**

Height  
(min.-max.)  
**(4.0"-20.0")**




## MTD MANUAL TOP & BOTTOM DRIVE DUAL MAST SEALER

The BestPack™ MTD Series is a Semi-Automatic Adjustable Tape Carton Sealer, engineered for the economical and effective operator-fed closure of difficult to seal cartons. The MTD Series has a four belt drive, to accommodate tall unstable cartons, and comes standard with a manual self-centering mechanism that permits the operator to quickly center the carton and the tape. Dual telescopic masts allow for an extra 4" carton height extension on the upper assembly.



**FREE PRODUCT SUPPORT:**  
TRAINING VIDEOS | ONLINE MANUALS | TECH SUPPORT

\*CONTACT YOUR LOCAL BESTPACK REPRESENTATIVE FOR MORE INFORMATION




### TOP & BOTTOM BELT DRIVE SYSTEM

Top and bottom belts provides stable throughput for tall and unstable cartons for a clean seal.



### TELESCOPIC DUAL MAST

Stronger design, capable of precise adjustments resulting in a clean, consistent seal.




### MANUAL HEIGHT & WIDTH ADJUSTMENT

Ability to adjustments manually height & width allowing accommodation of various box sizes.



### TOP COMPRESSION ROLLERS

Eliminates the carton's top gap for added product security.



### GUIDE RAIL MECHANISM

Positions the carton within the machine to ensure an even seal on both the top and bottom of the carton.

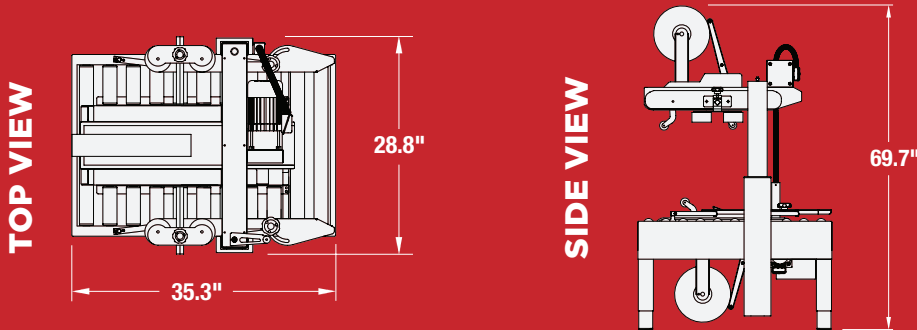


### ACCESSIBLE TECHNICAL SUPPORT

Convenient technical support is readily available via a QR code on solution.

## MACHINE FOOTPRINT

Specifications based on MTD22-2



Note: Dimensions are all subject to change without prior notification.

## OPTIONS

- Available in Stainless Steel
- Infeed/Exit Conveyor w/L-Bracket Stabilizer
- High-Speed Options (Up to 125 ft. per min.)
- Motorized Height Adjustment
- Low Tape/ No Tape Monitoring
- Interlock Safety Gates

## POPULAR MTD MODELS

PLEASE REFER TO COMPARISON CHART FOR COMPLETE LIST OF MODELS.

MODEL	MACHINE DIMENSIONS LENGTH x WIDTH x HEIGHT	CARTON RANGE* LENGTH (min. - max.) x WIDTH (min. - max.) x HEIGHT (min. - max.)	CONVEYOR HEIGHT HEIGHT (min. - max.)	CARTONS PER MIN.**	SHIPPING WEIGHT (LBS)	POWER REQUIREMENTS
MTD22-2 2" Tape Head	(35.3") x (28.8") x (69.7")	(6.0" - U) x (7.5" - 19.3") x (4.0" - 20.0")	(22.5" - 30.0")	Up to 45	345	110 Volts 60 Hz
MTD22-3 3" Tape Head	(35.3") x (28.8") x (69.7")	(6.0" - U) x (7.5" - 19.3") x (4.0" - 20.0")	(22.5" - 30.0")	Up to 45	345	110 Volts 60 Hz
MTD22-2H** 2" Tape Head	(35.3") x (28.8") x (69.7")	(6.0" - U) x (7.5" - 19.3") x (4.0" - 20.0")	(22.5" - 30.0")	Up to 50	345	110 Volts 60 Hz
MTD33-3H** 3" Tape Head	(35.3") x (43.8") x (79.7")	(6.0" - U) x (7.5" - 30.0") x (4.0" - 30.0")	(25.8" - 30.0")	Up to 50	375	110 Volts 60 Hz

INFORMATION SUBJECT TO CHANGE WITHOUT NOTICE.

U - UNLIMITED

\* OUTSIDE DIMENSIONS ONLY

\*\* HIGH SPEED

\*\*\* BASED ON CUSTOMER APPLICATION



For more information please go to:  
**WWW.BCPKG.COM** or call us at **718-628-8000**

© 2025 BestPack Packaging Systems. All rights reserved. This document is BestPack Public Information.