

EXTRA GRIP

TOP & BOTTOM DRIVE

CARTON SEALING SOLUTION

FOR YOUR APPLICATION
FOR DIFFICULT CARTONS



QUICK HIGHLIGHTS

SEALS UP TO 40 CARTONS PER/MIN.*
*SPEED DEPENDENT ON CARTON SIZE AND MACHINE OPTIONS

- Four Belt Drive System to Accommodate Tall Unstable Cartons
- Standard Guide Rails For Centering Cartons
- Capable Of Sealing Overfilled Cartons
- Mounting Of Electrical Box On Either Side

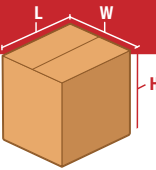
CARTON RANGE

Specifications based on MTD22-2

Length
(min.-max.)
(6.0"-U")

Width
(min.-max.)
(6.5"-19.3")

Height
(min.-max.)
(4.0"-20.0")



MTD MANUAL TOP & BOTTOM DRIVE DUAL MAST SEALER

The BestPack™ MTD Series is a Semi-Automatic Adjustable Tape Carton Sealer, engineered for the economical and effective operator-fed closure of difficult to seal cartons. The MTD Series has a four belt drive, to accommodate tall unstable cartons, and comes standard with a manual self-centering mechanism that permits the operator to quickly center the carton and the tape. Dual telescopic masts allow for an extra 4" carton height extension on the upper assembly.




FREE PRODUCT SUPPORT:
TRAINING VIDEOS | ONLINE MANUALS | TECH SUPPORT

*CONTACT YOUR LOCAL BESTPACK REPRESENTATIVE FOR MORE INFORMATION

WWW.BCPKG.COM

VERSION 5.0_0224




TOP & BOTTOM BELT DRIVE SYSTEM

Top and bottom belts provides stable throughput for tall and unstable cartons for a clean seal.



TELESCOPIC DUAL MAST

Stronger design, capable of precise adjustments resulting in a clean, consistent seal.




MANUAL HEIGHT & WIDTH ADJUSTMENT

Ability to adjustments manually height & width allowing accommodation of various box sizes.



TOP COMPRESSION ROLLERS

Eliminates the carton's top gap for added product security.



GUIDE RAIL MECHANISM

Positions the carton within the machine to ensure an even seal on both the top and bottom of the carton.



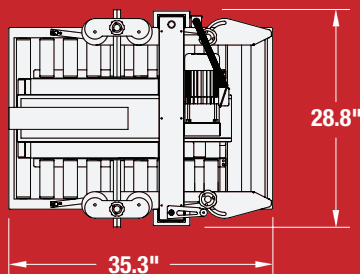
ACCESSIBLE TECHNICAL SUPPORT

Convenient technical support is readily available via a QR code on solution.

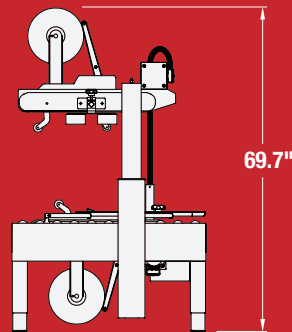
MACHINE FOOTPRINT

Specifications based on MTD22-2

TOP VIEW



SIDE VIEW



Note: Dimensions are all subject to change without prior notification.

OPTIONS

- Available in Stainless Steel
- Infeed/Exit Conveyor w/L-Bracket Stabilizer
- High-Speed Options (Up to 125 ft. per min.)
- Motorized Height Adjustment
- Low Tape/ No Tape Monitoring
- Interlock Safety Gates

POPULAR MTD MODELS

PLEASE REFER TO COMPARISON CHART FOR COMPLETE LIST OF MODELS.

MODEL	MACHINE DIMENSIONS LENGTH x WIDTH x HEIGHT	CARTON RANGE* LENGTH (min. - max.) x WIDTH (min. - max.) x HEIGHT (min. - max.)	CONVEYOR HEIGHT HEIGHT (min. - max.)	CARTONS PER MIN.**	SHIPPING WEIGHT (LBS)	POWER REQUIREMENTS
MTD22-2 2" Tape Head	(35.3") x (28.8") x (69.7")	(6.0" - U) x (7.5" - 19.3") x (4.0" - 20.0")	(22.5" - 30.0")	Up to 45	345	110 Volts 60 Hz
MTD22-3 3" Tape Head	(35.3") x (28.8") x (69.7")	(6.0" - U) x (7.5" - 19.3") x (4.0" - 20.0")	(22.5" - 30.0")	Up to 45	345	110 Volts 60 Hz
MTD22-2H** 2" Tape Head	(35.3") x (28.8") x (69.7")	(6.0" - U) x (7.5" - 19.3") x (4.0" - 20.0")	(22.5" - 30.0")	Up to 50	345	110 Volts 60 Hz
MTD33-3H** 3" Tape Head	(35.3") x (43.8") x (79.7")	(6.0" - U) x (7.5" - 30.0") x (4.0" - 30.0")	(25.8" - 30.0")	Up to 50	375	110 Volts 60 Hz

INFORMATION SUBJECT TO CHANGE WITHOUT NOTICE.

U - UNLIMITED

* OUTSIDE DIMENSIONS ONLY

** HIGH SPEED

*** BASED ON CUSTOMER APPLICATION



For more information please go to:
WWW.BCPKG.COM or call us at **718-628-8000**

© 2025 BestPack Packaging Systems. All rights reserved. This document is BestPack Public Information.