

LOW PROFILE TOP DRIVE

CARTON SEALING SOLUTION



QUICK HIGHLIGHTS

SEALS UP TO 40 CARTONS PER/MIN.*
*SPEED DEPENDENT ON CARTON SIZE AND MACHINE OPTIONS

- Seals Cartons as Low as 1/2" High
- Four Belt Drive System (2 Top and 2 Bottom)
- Provides a C-Clip Seal
- Mounting of Electrical Box on Either Side
- Capable of Interchanging Air-Driven Bottom Brush with Standard Bottom Tape Head

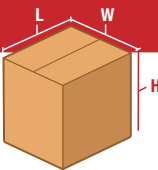
CARTON RANGE

Specifications based on MTLW22-2

Length
(min.-max.)
(6.0"-U")

Width
(min.-max.)
(8.2*-19.7")**

Height
(min.-max.)
(0.5"-20.3")



MTLW MANUAL TOP DRIVE LOW PROFILE

The BestPack™ MTLW Series are Semi-Automatic Adjustable Tape Carton Sealers engineered for economical, effective operator-fed closure applications. The MTLW's air-driven brush tucks the leading and trailing tabs that hang over the bottom of the carton. This brush facilitates top sealing of cartons from a min. height of 1/2" high, three inches lower than the MTD's min. height of 3.5".



FREE PRODUCT SUPPORT:
TRAINING VIDEOS | ONLINE MANUALS | TECH SUPPORT

*CONTACT YOUR LOCAL BESTPACK REPRESENTATIVE FOR MORE INFORMATION


WWW.BCPKG.COM

VERSION 5.0_0224



2 TOP & 2 BOTTOM BELT DRIVES

Top and bottom belts ensure a stable throughput for cartons, ensuring a clean seal.



AIR-DRIVEN BOTTOM BRUSH

Ensures a clean and consistent C-Clip seal every time.



GUIDE RAIL MECHANISM

Positions the carton within the machine to ensure an even seal on both the top and bottom of the carton.



UPPER SIDE COMPRESSION UNIT

Eliminates the carton's top gap for added product security.



CNC CUT AND WELDED FRAME/LEGS

4x longer lasting than bolted frames.

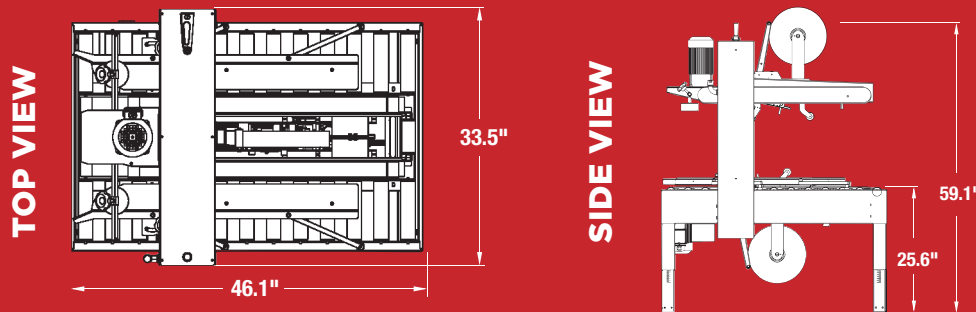


ACCESSIBLE TECHNICAL SUPPORT

Convenient technical support is readily available via a QR code on solution.

MACHINE FOOTPRINT

Specifications based on MTLW22-2



Note: Dimensions are all subject to change without prior notification.

OPTIONS

- High-Speed Options (Up to 125 ft. per min.)
- Motorized Tape Head Upgrade
- Infeed/Exit Conveyors w/L-Bracket Stabilizer
- Interlock Safety Gates
- Available in Stainless Steel
- Heavy Duty Locking Casters

POPULAR MTLW MODELS

PLEASE REFER TO COMPARISON CHART FOR COMPLETE LIST OF MODELS.

MODEL	MACHINE DIMENSIONS LENGTH x WIDTH x HEIGHT	CARTON RANGE* LENGTH (min. - max.) x WIDTH (min. - max.) x HEIGHT (min. - max.)	CONVEYOR HEIGHT HEIGHT (min. - max.)	CARTONS PER MIN.**	SHIPPING WEIGHT (LBS)	POWER REQUIREMENTS	AIR REQUIREMENTS
MTLW22-2 2" Tape Head	(46.1") x (33.5") x (59.1")	(6.0" - U) x (8.2*** - 19.7") x (0.5" - 20.3")	(20.5" - 30.0")	Up to 40	388	110 Volts 60 Hz	60-75 PSI, 2-3 SCFM
MTLW22-3 3" Tape Head	(46.1") x (33.5") x (59.1")	(6.0" - U) x (8.2*** - 19.7") x (0.5" - 20.3")	(20.5" - 30.0")	Up to 40	388	110 Volts 60 Hz	60-75 PSI, 2-3 SCFM
MTLW32-2 2" Tape Head	(46.1") x (43.0") x (59.1")	(6.0" - U) x (8.2*** - 30.0") x (0.5" - 20.3")	(20.5" - 30.0")	Up to 40	416	110 Volts 60 Hz	60-75 PSI, 2-3 SCFM
MTLW32-3 3" Tape Head	(46.1") x (43.0") x (59.1")	(6.0" - U) x (8.2*** - 30.0") x (0.5" - 20.3")	(20.5" - 30.0")	Up to 40	416	110 Volts 60 Hz	60-75 PSI, 2-3 SCFM

INFORMATION SUBJECT TO CHANGE WITHOUT NOTICE.

*OUTSIDE DIMENSIONS ONLY | U - UNLIMITED | ** BASED ON CUSTOMER APPLICATION



For more information please go to:
WWW.BCPKG.COM or call us at **718-628-8000**