

EFFICIENT UNIFORM BOTTOM CLOSURE

CARTON SEALING SOLUTION



YOUR FULFILLMENT

BOTTOM ONLY SEALING SOLUTION

QUICK HIGHLIGHTS

SEALS UP TO 35 CARTONS PER/MIN.*
*SPEED DEPENDENT ON CARTON SIZE AND MACHINE OPTIONS

- Erect & Seal Your Cartons
- Increase Throughput of Sealing Bottom of Your Boxes
- Mounting of Electrical Box on Either Side



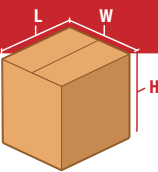
CARTON RANGE

Specifications based on MSBFT20-2

Length
(min.-max.)
(7.8"-23.6")

Width
(min.-max.)
(7.8"-19.6")

Height
(min.-max.)
(4.0"+)



MSBFT

SEMI-AUTOMATIC UNIFORM BOTTOM CARTON SEALER

The BestPack™ MSBFT Series is a uniform operator-fed, bottom carton sealer designed to reduce operator time and fatigue when folding & sealing the bottom flaps of a carton. Another advantage of using the MSBFT compared to hand taping, the quality of the seal and the appearance of the carton is greatly improved. This unit many times is used when carton-forming volume has become too large to manually form and tape the cartons completely by hand, but the volume is too small to justify a fully automatic carton erector/sealer.



FREE PRODUCT SUPPORT:
TRAINING VIDEOS | ONLINE MANUALS | TECH SUPPORT

*CONTACT YOUR LOCAL BESTPACK REPRESENTATIVE FOR MORE INFORMATION

WWW.BCPKG.COM

VERSION 5.0_1223



EXTENDED SIDERIVE BELTS

Gently pulls product through while reducing less wear & tear on parts.



BOTTOM FLAP FOLDER

Eliminates repetitive manual folding of bottomflaps, improving worker efficiency.



T-RAIL ERECTING STATION

Manual erecting solution creates an all-in-one erecting and bottom sealing solution.



BESTPACK'S AC TAPE HEAD

Provides a clean and consistent seal, user friendly design.



ACCESSIBLE TECHNICAL SUPPORT

Convenient technical support is readily available via a QR code on solution.



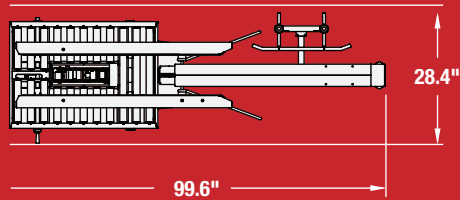
CNC CUT AND WELDED FRAME/LEGS

4x longer lasting than bolted frames.

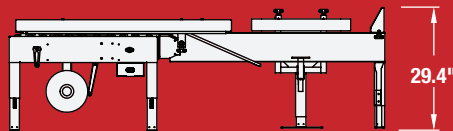
MACHINE FOOTPRINT

Specifications based on MSBFT20-2

TOP VIEW



SIDE VIEW



Note: Dimensions are all subject to change without prior notification.

OPTIONS

- Available in Stainless Steel
- Exit Conveyors
- Locking Casters with Support Brackets
- Low Tape/No Tape Sensor
- High Speed Motor Upgrade (up to 125 ft. per min.)

POPULAR MSAG MODELS

PLEASE REFER TO COMPARISON CHART FOR COMPLETE LIST OF MODELS.

MODEL	MACHINE DIMENSIONS LENGTH x WIDTH x HEIGHT	CARTON RANGE* LENGTH (min. - max.) x WIDTH (min. - max.) x HEIGHT (min. - max.)	CONVEYOR HEIGHT HEIGHT (min. - max.)	CARTONS PER MIN.**	SHIPPING WEIGHT (LBS)	POWER REQUIREMENTS
MSBFT20-2 2" Tape Head	(99.6") x (28.4") x (29.4")	(7.8" - 23.6) x (7.8" - 19.6") x (4.0"+)	(23.5" - 30.0")	Up to 15	350	110 Volts 60 Hz
MSBFT20-3 3" Tape Head	(99.6") x (28.4") x (29.4")	(7.8" - 23.6) x (7.8" - 19.6") x (4.0"+)	(23.5" - 30.0")	Up to 15	350	110 Volts 60 Hz

INFORMATION SUBJECT TO CHANGE WITHOUT NOTICE.

*OUTSIDE DIMENSIONS ONLY
U- UNLIMITED



For more information please go to:
WWW.BCPKG.COM or call us at **718-628-8000**

© 2025 BestPack Packaging Systems. All rights reserved. This document is BestPack Public Information.