

# AUTOMATIC UNIFORM 4-EDGE

*CARTON SEALING SOLUTIONS*



 **ADDED PROTECTION  
FOR YOUR PRODUCT**

## QUICK HIGHLIGHTS

**SEALS UP TO 8 CARTONS PER/MIN.\***  
\*SPEED DEPENDENT ON CARTON SIZE AND MACHINE OPTIONS

- Seals All Four Outside Carton Edges Including All Corners
- 90 Degree Carton Turn Using Front Side Carton Infeed
- Seals Uniform Sized Cartons Without Stopping For Adjusting
- 4-Edge Sealing to Add Protection from Pilfering and Outside Environments
- Available with Left or Right Infeed

  
**BONUS  
2-YEAR  
WARRANTY**  
AS A BPA MEMBER

Note: Unit shown with front right side infeed. Also available with a front left side infeed.



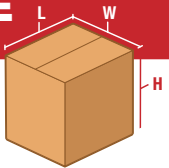
## CARTON RANGE

Specifications based on AT4EL22

Length  
(min.-max.)  
**(10.3"-23.5")**

Width  
(min.-max.)  
**(9.8"-23.5")**

Height  
(min.-max.)  
**(9.8"-23.5")**



## AT4E AUTOMATIC TOP & BOTTOM 4-EDGE CARTON SEALER

The BestPack™ AT4E Series is an adjustable operator-free, four outer edge carton sealer, using pressure sensitive tape. The AT4E is designed to eliminate costly hand taping of the four outer edges where pilfer proofing and protection of your product from outside environment is necessary. The unit includes a front side entry for a 90 degree directional carton turn before entering into the four edge sealing station.




**FREE PRODUCT SUPPORT:**  
TRAINING VIDEOS | ONLINE MANUALS | TECH SUPPORT

\*CONTACT YOUR LOCAL BESTPACK REPRESENTATIVE FOR MORE INFORMATION


[WWW.BCPKG.COM](http://WWW.BCPKG.COM)

VERSION 5.0\_0324



### UNIFORM WIDTH & HEIGHT ADJUSTMENT

Ability to adjust width & height allowing you to seal a wide set of uniform box sizes.




### INTERLOCK SAFETY GATES

Providing safety and preventing workplace injury.



### CNC CUT AND WELDED FRAME/LEGS

4x longer lasting than bolted frames.



### CORNER SEAL BRUSH WIPER

Wipes down the corner to ensure a more secure seal on your box.



### LOW TAPE/NO TAPE SENSORS

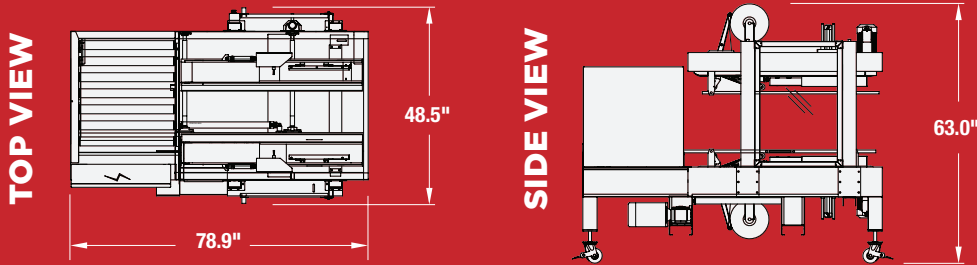
Low tape, no tape, and no cut monitoring system notifies the user of potential downtime.



### HEAVY DUTY UPPER ASSEMBLY

## MACHINE FOOTPRINT

Specifications based on AT4EL22



Note: Dimensions are all subject to change without prior notification.

## OPTIONS

- Available In:
  - Left Infeed
  - Right Infeed
  - Straight Infeed
- Available in Stainless Steel

## POPULAR AT4E MODELS

PLEASE REFER TO COMPARISON CHART FOR COMPLETE LIST OF MODELS.

MODEL	MACHINE DIMENSIONS LENGTH x WIDTH x HEIGHT	CARTON RANGE LENGTH (min. - max.) x WIDTH (min. - max.) x HEIGHT (min. - max.)	CONVEYOR HEIGHT HEIGHT (min. - max.)	CARTONS PER MIN.	SHIPPING WEIGHT (LBS)	POWER REQUIREMENTS	AIR REQUIREMENTS
AT4E 22-3 3" Tape Head	(78.9") x (48.5") x (63.0")	(10.3" - 23.5") x (9.8" - 23.5") x (9.8" - 23.5")	Determined at the time of order	Up to 8	1,470	110 Volts 60 Hz	80 PSI, 10 SCFM
AT4E 22-2 2" Tape Head	(78.9") x (48.5") x (63.0")	(10.3" - 23.5") x (9.8" - 23.5") x (9.8" - 23.5")	Determined at the time of order	Up to 8	1,470	110 Volts 60 Hz	80 PSI, 10 SCFM
AT4EL22-3S 3" Tape Head	(78.9") x (48.5") x (63.0")	(10.3" - 23.5") x (9.8" - 23.5") x (9.8" - 23.5")	Determined at the time of order	Up to 8	1,550	110 Volts 60 Hz	80 PSI, 10 SCFM
AT4ES22-3 2" Tape Head	(110.3") x (49.8") x (60.5")	(8.0" - 27.5") x (7.5" - 20.0") x (5.5" - 20.0")	Determined at the time of order	Up to 8	1,970	110 Volts 60 Hz	80 PSI, 10 SCFM

INFORMATION SUBJECT TO CHANGE WITHOUT NOTICE.

ALL MODELS AVAILABLE IN HIGH SPEED & STAINLESS STEEL



For more information please go to:  
**WWW.BCPKG.COM** or call us at **718-628-8000**