

RANDOM MANUAL 6-INCH

CARTON SEALING SOLUTION

OUR RANDOM
6" SEALING
SOLUTION

QUICK HIGHLIGHTS

SEALS UP TO 15 CARTONS PER/MIN.*
*SPEED DEPENDENT ON CARTON SIZE AND MACHINE OPTIONS

- Entry Level 6-inch Random Automated Solution
- Automatically Adjusts Height And Width Of Carton Sealer For Each Carton Size
- Mounting Of Electrical Box On Either Side
- 6in Seal Provides Tamper Protection & Pilferage Prevention

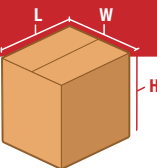
CARTON RANGE

Specifications based on RS22-6

Length
(min.-max.)
(6.0"-U)

Width
(min.-max.)
(8.5"-21.0")

Height
(min.-max.)
(4.0"-20.5")



RS-6 6-INCH RANDOM SIDEDRIVE

The BestPack™ RS 6" Series is a Semi-Automatic Random Tape Carton Sealer in our incredibly flexible RS line, built for speed and rugged dependability using 6" wide tape. With side belt drives, the RS-6 easily seals a wide range of random carton weights and sizes. Able to effectively seal very light to very heavy cartons, BestPack's RS Series sealers are workhorses and the most flexible units in our random carton sealer product line. The RS-6 is perfect for random applications needing extra security, tamper protection, and pilferage prevention, and also effectively seals cartons that are overly heavy, over-filled, or otherwise difficult to keep sealed.



FREE PRODUCT SUPPORT:
TRAINING VIDEOS | ONLINE MANUALS | TECH SUPPORT


*CONTACT YOUR LOCAL BESTPACK REPRESENTATIVE FOR MORE INFORMATION
WWW.BESTPACK.COM

VERSION 4.0_0224



"SOFT TOUCH" PNEUMATIC SYSTEM

Air powered belt drive and sealing section decreases product damage while maintaining presentation.




SIDE BELT DRIVE SYSTEM

Gently pulls product through while reducing less wear & tear on parts.



COMPLETE BED ROLLER SYSTEM

Increase through put while reducing strain on the motor.



INFEED AND EXIT LIMIT SWITCHES

Starts and resets upon activation, decreases energy consumption and risk of injury.



ACCESSIBLE TECHNICAL SUPPORT

Convenient technical support is readily available via a QR code on solution.



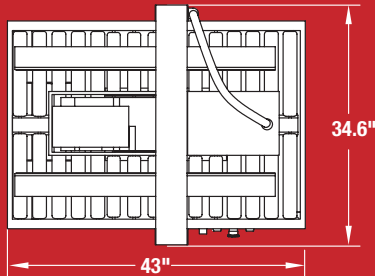
CNC CUT AND WELDED FRAME/LEGS

4x longer lasting than bolted frames.


MACHINE FOOTPRINT

Specifications based on RS22-6

TOP VIEW



SIDE VIEW



Note: Dimensions are all subject to change without prior notification.

OPTIONS

- High-Speed Motor Upgrade (up to 125 ft.)
- Heavy Duty Locking Casters
- Infeed/Exit Conveyor w/L-Bracket Stabilizer
- Available in Stainless Steel

POPULAR RS-6 MODELS

PLEASE REFER TO COMPARISON CHART FOR COMPLETE LIST OF MODELS.

MODEL	MACHINE DIMENSIONS LENGTH x WIDTH x HEIGHT	CARTON RANGE* LENGTH (min. - max.) x WIDTH (min. - max.) x HEIGHT (min. - max.)	CONVEYOR HEIGHT HEIGHT (min. - max.)	CARTONS PER MIN.	SHIPPING WEIGHT (LBS)	POWER REQUIREMENTS	AIR REQUIREMENTS
RS22-6 6" Tape Head	(43.0") x (34.6") x (67.8")	(6.0" - U) x (8.5" - 21.0") x (4.0" x 20.5")	(20.5" - 30.0")	Up to 15	475	110 Volts 60 Hz	80 PSI, 5 SCFM
RS22-6M** 6" Motor Assist Tape Head	(43.0") x (34.6") x (67.8")	(6.0" - U) x (8.5" - 21.0") x (4.0" x 20.5")	(20.5" - 30.0")	Up to 15	475	110 Volts 60 Hz	80 PSI, 5 SCFM

INFORMATION SUBJECT TO CHANGE WITHOUT NOTICE.

U - UNLIMITED

* OUTSIDE DIMENSIONS ONLY

** MOTORIZED ASSIST TAPE HEADS WHEN HIGH SPEED MOTORS AND/OR ACRYLIC TAPES ARE USED
ALL MODELS AVAILABLE IN HIGH SPEED & FOOD GRADE 304 STAINLESS STEEL



For more information please go to:
WWW.BESTPACK.COM or call us at **1.888.588.2378**

© 2025 BestPack Packaging Systems. All rights reserved. This document is BestPack Public Information.