

# RANDOM FULLY AUTOMATIC 4-EDGE

*CARTON SEALING SOLUTIONS*



**ADDED SECURITY**  
ON YOUR PRESEALED CARTONS

## QUICK HIGHLIGHTS

**SEALS UP TO 5 CARTONS PER/MIN.\***

\*SPEED DEPENDENT ON CARTON SIZE AND MACHINE OPTIONS

- Seals All Four Outside Carton Edges Including All Corners
- Automatic Width and Height Adjustment
- Low Tape/No Tape Monitoring with Alarm Notification and Stop
- Built-in Indexer

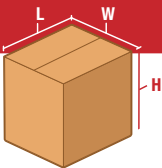
## CARTON RANGE

Specifications based on CT4EL22-3

Length  
(min.-max.)  
**(10.0"-25.5")**

Width  
(min.-max.)  
**(7.0"-20.0")**

Height  
(min.-max.)  
**(4.0"-20.0")**



## CT4E FULLY AUTOMATIC RANDOM FOUR EDGE CARTON SEALER

The BestPack™ CT4E Series is a fully automatic random four outer edge carton sealer. These sealers are designed to eliminate costly hand taping of the four outer edges of randomly sized cartons where pilfer proofing and protection of your product from outside environment is necessary. The unit includes a front side entry for a 90 degree directional carton turn before entering into the four edge sealing station. A notable feature of the CT4E is it's VPN wifi module providing **complimentary level 1** phone tech support.



**FREE PRODUCT SUPPORT:**  
TRAINING VIDEOS | ONLINE MANUALS | TECH SUPPORT

\*CONTACT YOUR LOCAL BESTPACK REPRESENTATIVE FOR MORE INFORMATION  
[WWW.BCPGK.COM](http://WWW.BCPGK.COM)

VERSION 5.0\_0224



### RANDOM WIDTH & HEIGHT ADJUSTMENT

Automatically adjusts to your carton size. Adjusts seamlessly for varying carton sizes.



### INTERLOCK SAFETY GATES

Providing safety and preventing workplace injury.



### EWON VPN WIFI MODULE

Allows for easy diagnosis for your machine saving you on costly maintenance visits and downtime.



### CORNER SEAL BRUSH WIPERS

Wipes down the corner to ensure a more secure seal on your box.



### TAPE MONITORING SYSTEM

Low tape, no tape and no cut monitoring system notifies the user of potential downtime.



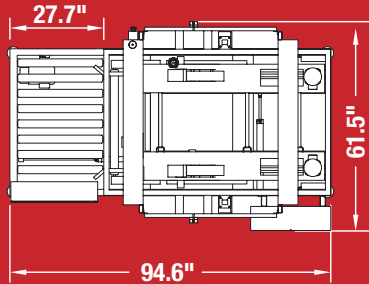
### BUILT-IN INDEXER

Powered belt drive system to ensure consistent spacing between cartons.

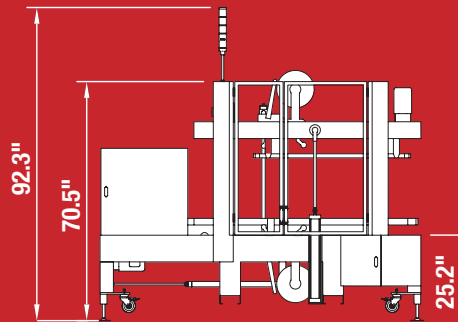
## MACHINE FOOTPRINT

Specifications based on CT4EL22-3

TOP VIEW



SIDE VIEW



Note: Dimensions are all subject to change without prior notification.

## OPTIONS

- Available in Stainless Steel
- Available in Either a Straight, Left, or Right Side Infeed

## POPULAR CT4E MODELS

PLEASE REFER TO COMPARISON CHART FOR COMPLETE LIST OF MODELS.

MODEL	MACHINE DIMENSIONS LENGTH x WIDTH x HEIGHT	CARTON RANGE LENGTH (min. - max.) x WIDTH (min. - max.) x HEIGHT (min. - max.)	CONVEYOR HEIGHT HEIGHT (min. - max.)	CARTONS PER MIN.	SHIPPING WEIGHT (LBS)	POWER REQUIREMENTS	AIR REQUIREMENTS
CT4EL22-3 3" Tape Head Left Side Infeed	(94.6") x (61.5") x (70.5")	(11.81" - 23.62") x (9.84" - 23.62") x (9.84" - 23.62")	Determined at the time of order	Up to 5	1,470	110 Volts 60 Hz	100 PSI, 10+ SCFM
CT4ER22-3 3" Tape Head Right Side Infeed	(94.6") x (61.5") x (70.5")	(11.81" - 23.62") x (9.84" - 23.62") x (9.84" - 23.62")	Determined at the time of order	Up to 5	1,470	110 Volts 60 Hz	100 PSI, 10+ SCFM
CT4ES32-3 3" Tape Head Straight Feed	(133.8") x (72.2") x (85.8")	(9.5" - 32.0") x (10.0" - 22.0") x (5.0" - 20.0")	Determined at the time of order	Up to 5	1,675	110 Volts 60 Hz	100 PSI, 10+ SCFM

INFORMATION SUBJECT TO CHANGE WITHOUT NOTICE.

ALL MODELS AVAILABLE IN HIGH SPEED & FOOD GRADE 304 STAINLESS STEEL



For more information please go to:  
**WWW.BCPKG.COM** or call us at **718-628-8000**

© 2025 BestPack Packaging Systems. All rights reserved. This document is BestPack Public Information.